
South West Taunton, Comeytrowe
Western Neighbourhood
Heritage Park
Landscape Proposals
Stantec

The scaling of this drawing cannot be assured

Revision	Date	Drn	Ckd
-	-	-	-

STREET FURNITURE DETAIL: RAISED BED GROW BOXES
SCALE 1:20

PLAN VIEW



RAISED TIMBER GROW BOXES ARRANGEMENT
SCALE: NTS



NOTES:

1. Chris Nangle Furniture, Raised planter. Reclaimed hardwood greenheart Oak timber. Timber Finish: Natural. Size: L4000 x W2000 x H655mm.
2. Aditional items: Corten steel edge detail.
3. Timber capping W75 x H50mm with 5mm shaddow gap.
4. 6mm corten edging flush to paving.
5. Manufacturer: Chris Nangle Furniture. Units 8, Site A, Rednal Industrial Estate, West Felton, Shropshire SY11 4HS Tel: 01691 611 864

   Below ground fixings as per Manufacturers instructions. Footings, and fixings as per Engineers Design & Specification.

PRECEDENT EXAMPLE:







ELEVATION; END VIEW



ELEVATION: SIDE VIEW



Project
South West Taunton, Comeytrowe Western Neighbourhood

Drawing Title
Landscape Detail

Raised bed

19.10.26
333100110

Scale
1:20 @A0

Drawn by
YL

Check by
RC

Revision
-

Drawing No
BL-LD-310

Stantec

DRAFT

Stantec UK Limited
10th Floor
Bank House
8 Cherry Street
Birmingham
B2 5AL
T:0121633 2900
stantec.com\uk

Reproduced from the Ordnance Survey Map with the permission of the Controller of HMSO. Crown Copyright Reserved. Licence No. 100019279.

U:\333100110\A4 - Drawings & Registers\Landscape\333100110 BL-LD-310_Hornbridge Park Landscape Details.dwg - BL-LD-310

The scaling of this drawing cannot be assured

Revision		Date	Drn	Ckd
A	Update to client comments	22.10.26	YL	RMcW

STREET FURNITURE DETAIL: TIMBER PERGOLA TO BE SHARED BETWEEN FOUR ALLOTMENT PLOTS
SCALE 1:25

PLAN VIEW



SOUTHERN PERGOLA - SIDE ELEVATION

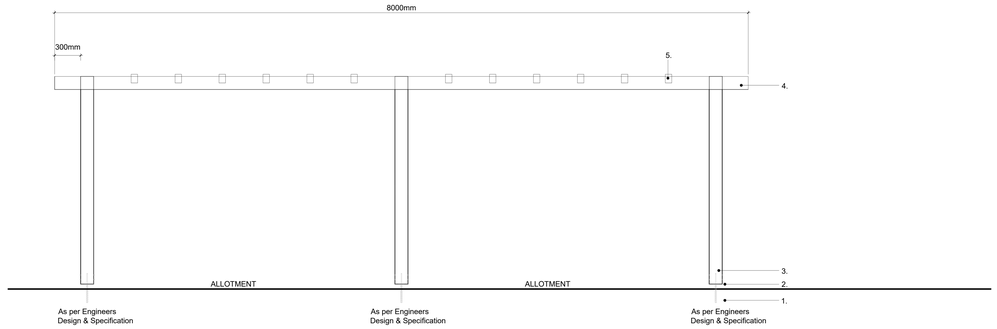

SECTION VIEW

NOTES:

1. Below ground fixings as per Structural Engineers and Manufacturers details. Footings, and fixings as per Engineers Design & Specification.
2. Heavy duty galvanised concrete in internal 'Pergola Post Support'. Minimum 50mm clearance from surface finish levels between bottom of post and paved surface. Metal plate to centre of post with bolt fixings. Bolts to be countersunk with plug to capping. All bolt fixings on the internal face of pergola posts (away from central path access). To be confirmed by Structural Engineer.
3. Treated softwood timber posts minimum 150mm square x 2400mm high final detailing as per Structural Engineers and Manufacturers details. To be confirmed by Structural Engineer.
4. Treated softwood timber beam 150mm square length and final detailing as per Structural Engineers and Manufacturers details. To be confirmed by Structural Engineer.
5. Treated softwood timber 75mm x 100mm rafters length and final detailing as per Structural Engineers and Manufacturers details. To be confirmed by Structural Engineer.

Manufacturer:
Chris Nangle Furniture.
Units 8
Site A,
Redhall Industrial Estate,
West Felton,
Shropshire
SY11 4HS
Tel: 01691 611 864

DESIGN INTENT DRAWING
Fulldetail of dimensioned/shop drawings required for approval by Landscape Architect prior to procurement.

Finish to be confirmed and approved prior to manufacture.

PRECEDENT EXAMPLE:

Heavy duty galvanised concrete in internal 'Pergola Post Support'



Project
South West Taunton, Comeytrowe Western Neighbourhood

Drawing Title
Landscape Detail

Pergola

Date	Scale	Drawn by	Check by
19.10.26	1:25 @A0	YL	RMcW

Job No
333100110

Drawing No
BL-LD-311

Revision
A

DRAFT

Stantec UK Limited
10th Floor
Bank House
8 Cherry Street
Birmingham
B2 5AL
T:0121633 2900
stantec.com/uk

Reproduced from the Ordnance Survey Map with the permission of the Controller of HMSO. Crown Copyright Reserved. Licence No. 100019279.